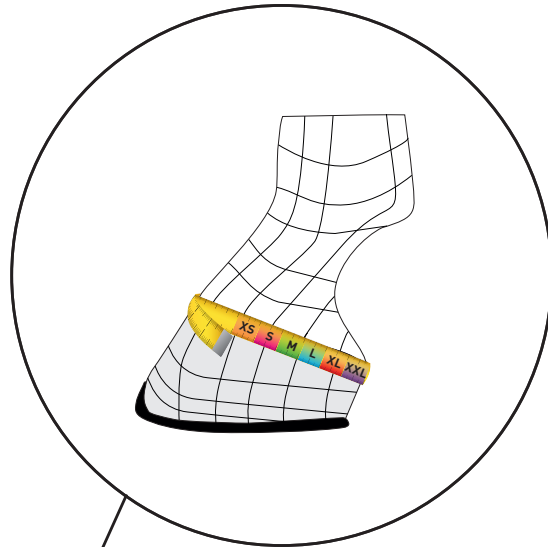



VEREDUS SIZE CHART

SAFETY BELL – SAFETY BELL LIGHT – FAST BELL



Circumference of the coronet

Product size **SAFETY BELL – SAFETY BELL LIGHT – FAST BELL**

XS

< 31 cm
< 12,2 inch

S

31 – 33,5 cm
12,2 – 13,2 inch

M

33,5 – 36,5 cm
13,2 – 14,4 inch

L

36,5 – 39,5 cm
14,4 – 15,5 inch

XL

39,5 – 42 cm
15,5 – 16,5 inch

XXL

> 42 cm
> 16,5 inch



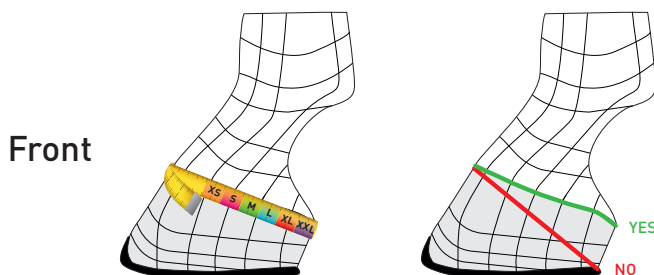
RIDING TO EXCELLENCE

SAFETY BELL - SAFETY BELL LIGHT - FAST BELL OVERREACH BOOTS

How to choose the right size?

In order to measure the circumference of the coronet of your horse's hoof you can use a normal tailor's tape or print and cut out this sheet and follow the instructions:

- 1 Print this sheet full size on A4 size paper. Then check that the meter matches with a ruler.
- 2 Cut out the measuring tapes and attach the 2 parts.
- 3 Measure the circumference of the coronet of your horse's hoof. The coronet is the part where the hoof grows, between the hair and the hoof. Pass the measurement tape well on the bulbs behind the hoof, making sure it does not move down towards the shoe.



Circumference of the coronet

Product size **SAFETY BELL – SAFETY BELL
LIGHT – FAST BELL**

XS

< 31 cm
< 12,2 inch

S

31 – 33,5 cm
12,2 – 13,2 inch

M

33,5 – 36,5 cm
13,2 – 14,4 inch

L

36,5 – 39,5 cm
14,4 – 15,5 inch

XL

39,5 – 42 cm
15,5 – 16,5 inch

XXL

> 42 cm
> 16,5 inch



XXL

XL

L

M

S

XS